



DELHI TECHNOLOGICAL UNIVERSITY

(Formerly Delhi College of Engineering)
Shahbad Daulatpur, Main Bawana Road, Delhi-42
EXAMINATION BRANCH

No.- DTU/Exam/2019/O/27

Dated: 30.05.2020

NOTICE

**Subject: Datesheet and Admit Card for Online End Term Examination, May- June, 2020
for**

- B.Tech Eight Semester Courses offered by CO, EE and AM Departments
- MBA & MBA (Executive) Fourth Semester Courses offered by DSM
- MBA & MBA (BA) Fourth Semester Courses offered by USME
- BA (Economics) & BBA Sixth Semester Courses offered by USME

1. The date sheet includes Date, Time and **Mode of Examination viz., Mode 1, Mode 2 and Mode 3.**
2. For B.Tech Eight Semester: In addition to the students of CO, EE and AM departments, Students of other branches who have registered for the Elective Courses offered by CO, EE and AM departments shall also appear.
3. Students registered for B.Tech VIII semester courses offered by CO, EE and AM Departments, MBA (DSM & USME), MBA (Executive) & MBA(BA) IV Semester, and BA (Economics) & BBA VI Semester may download their **Admit Card** for online ETE from student portal (https://cumsdtu.in/student_dtu : Exams & Results → Hall Ticket) from **04.06.2020 (Saturday)** onwards.
4. Students who are not in a position to appear in Online End Term Examination (ETE) due to unavailability of Internet Connectivity may submit online form through link <http://reg.exam.dtu.ac.in/oete>.
5. **Detailed instructions for Online End Term Examination is enclosed as Annexure I. Students should read and follow all the instructions.**
6. Trial of Online Examination will be held for all students prior to the conduct of End Term Examination. Student can submit the problems faced, if any, during the trial examination at email id exam-support@dtu.ac.in within 02 hours after the completion of trial examination.
7. Students are advised to check the university website regularly for further updates.

(Kamal Pathak)

Controller of Examination

Dated: 30.05.2020

No.-DTU/Exam/2019/O/27

Copy to :-

1. PA to Hon'ble VC, DTU for kind information.
2. Registrar, DTU for kind information
3. Dean(UG).
4. All HODs with a request to inform the concerned students.
5. Head (CC)/KNM with a request to upload on university website.
6. In-Charge(Results/Conduct & Evaluation/Secrecy)
7. Guard file.

(Kamal Pathak)

Controller of Examination

DELHI TECHNOLOGICAL UNIVERSITY
END TERM EXAMINATIONS, MAY- JUNE, 2020
DATE SHEET

**B.TECH., Eighth Semester Courses offered by CO, EE & AM
Departments**


Date & Day	Mode of Exam	10:00 AM TO 12:00 NOON	
06.06.2020 (Saturday)	Trial Exam for students registered for courses offered by CO, EE & AM Departments		
08.06.2020 (Monday)	Mode - 2	CO404	Data Warehousing & Data Mining
09.06.2020 (Tuesday)	Mode-1	MC418	Optimization Techniques
	Mode-2	EE404 EL404	Power System Dynamics & Stability
	Mode-1	EE430 EL430	Filter Design
	Mode-2	EE446 EL446	Data Communication & Computer Network
10.06.2020 (Wednesday)	Mode-2	CO408	Intellectual Property Right
11.06.2020 (Thursday)	Mode - 1	MC406	Partial Differential Equations
	Mode-2	EE434 EL434	Computer Control of Processes
	Mode-2	EE444 EL444	Utilization of Electrical Engineering & Traction
12.06.2020 (Friday)	Mode-3	CO406	Parallel Computer Architecture
13.06.2020 (Saturday)	Mode-1	MC404	Matrix Computation
	Mode-2	EE440 EL440	Scada & Energy Management Systems
14.06.2020 (Sunday)	Mode-2	CO414	Big Data Analytics
15.06.2020 (Monday)	Mode-2	EE412 EL412	High Voltage Engineering
16.06.2020 (Tuesday)	Mode - 2	MC420	Information Theory & Coding

Mode - 1 Subjective + MCQ

Mode - 2 MCQ

Mode - 3 Case Study based Subjective Questions

For Mode-3 based Question Paper(s), the concerned Course Coordinator/
Examiner should notify and conduct the online Presentation/ Viva Voce on the
same day after the conduct of online examination.


30.05.2020

Kamal Pathak
Controller of Examination

DELHI TECHNOLOGICAL UNIVERSITY
END TERM EXAMINATION, MAY- 2020
DATE SHEET: MBA (DSM) FOURTH SEMESTER


Date & Day	2.00 PM to 4.00 PM		Mode of Examination
06.06.2020 (Saturday)	Trial of Online Examination		
08.06.2020 (Monday)	MGT-41	Project Management	Mode 1
10.06.2020 (Wednesday)	MGT-42	Entrepreneurship Development	Mode 1
12.06.2020 (Friday)	MGT-43	Business Intelligence	Mode 1
14.06.2020 (Sunday)	MGF-08	Financial Modeling and Analysis	Mode 1
	MGF-06	Corporate Mergers, Acquisitions and Restructuring	Mode 3
15.06.2020 (Monday)	MGH-08	Training & Development	Mode 1
	MGI-11	Knowledge Management Tools and E-Businesses	Mode 1
	MGS-08	Transportation and Distribution Management	Mode 1
	MGS-10	Operations Research and Strategy	Mode 1
	MGI-09	Knowledge and Innovation Management	Mode 1
16.06.2020 (Tuesday)	MGM-08	Promotion Management and B2B Marketing	Mode 1
	MGM-09	Marketing of Services	Mode 1
	MGM-12	Entrepreneurial Marketing and Sales	Mode 1
17.06.2020 (Wednesday)	MGF-07	Derivates and Risk Management	Mode 1
18.06.2020 (Thursday)	MGM-10	Digital Marketing	Mode 1
	MGM-07	Retail Management	Mode 1
	MGM-11	Customer Relationship Management	Mode 1
19.06.2020 (Friday)	MGH-06	Cross Cultural and International Human Resource Management	Mode 1
	MGH-07	Performance Management	Mode 1
	MGI-07	E- Governance	Mode 1
	MGS-07	Supply Chain Strategy and Innovation	Mode 1

Note : Mode 1 : Subjective + MCQ

Mode 2 : MCQ

Mode 3 : Case Study based Subjective Questions

For Mode-3 based Question Paper(s), the concerned Course Coordinator/ Examiner should notify and conduct the online Presentation/ Viva Voce on the same day after the conduct of online examination.


 30.05.2020
 (Kamal Pathak)
 Controller of Examinations

DELHI TECHNOLOGICAL UNIVERSITY
END TERM EXAMINATION, MAY-2019
DATE SHEET: EMBA FOURTH SEMESTER


Date & Day	2.00 PM to 4.00 PM		Mode of Examintaon
06.06.2020 (Saturday)	Trial of Online Examination		
13.06.2020 (Saturday)	EKTM-03	ERP Impementation	Mode 3
	EKTM-12	Data Analytics II	Mode 1
	ESCM-01	Total Quality Management	Mode 2
14.06.2020 (Sunday)	EMBA-401	Project Management	Mode 1
20.06.2020 (Saturday)	EFM-02	Mergers, Acquisition and Corporate Restructuring	Mode 3
	EFM-06	Investement Banking	Mode 1
	EMK-09	Digital Marketing	Mode 1
	EHR-05	Global Human Resource Management	Mode 1
21.06.2020 (Sunday)	EMBA-402	Corporate Governance, Values and Ethics	Mode 1
27.06.2020 (Saturday)	EFM-07	Futures,Options and Risk Management	Mode 1
	EMK-07	Consumer Behaviour	Mode 1
	EHR-01	Management of Industrial Relations & Labour Iesgislation	Mode 3
28.06.2020 (Sunday)	EKTM-02	IT Enabled Service Management	Mode 1
	EKTM-10	E-Governance	Mode 1
	ESCM-07	IT in SCM	Mode 1

Note : Mode 1 : Subjective + MCQ

Mode 2 : MCQ

Mode 3 : Case Study based Subjective Questions

For Mode-3 based Question Paper(s), the concerned Course Coordinator/ Examiner should notify and conduct the online Presentation/ Viva Voce on the same day after the conduct of online examination.


30.05.2020
Kamal Pathak
Controller of Examinations

DELHI TECHNOLOGICAL UNIVERSITY

END TERM EXAMINATION, MAY- 2020

DATE SHEET - USME: MBA and MBA (Business Analytics) FOURTH SEMESTER

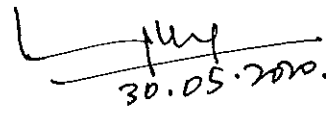
Date & Day	02.00 PM to 04.00 PM		Mode of Examination
06.06.2020 (Saturday)	Trial of Online Examination		
08.06.2020 (Monday)	MGT-41	Project Management	Mode 2
	MB404	Project Management	Mode 2
10.06.2020 (Wednesday)	MGT-42	Entrepreneurship Development	Mode 2
	MB403	Entrepreneurship Development	Mode 2
12.06.2020 (Friday)	MGT-43	Business Intelligence	Mode 2
	MB402	Enterprise Performance Management	Mode 3
14.06.2020 (Sunday)	MGF-06	Corporate Mergers, Acquisitions and Restructuring	Mode 2
	MGI-10	E-Learning and Knowledge Management	Mode 1
	MBD014	Security Analytics	Mode 3
15.06.2020 (Monday)	MGH-08	Training and Development	Mode 1
	MGS-08	Transportation and Distribution Management	Mode 2
	MBG003	Training and Development	Mode 1
16.06.2020 (Tuesday)	MGM-10	Digital Marketing	Mode 1
	MBD004	Financial Analytics	Mode 2
17.06.2020 (Wednesday)	MGS-11	Material and Stores Management	Mode 2
	MGH-07	Performance Management	Mode 2
	MBD005	Retail Analytics	Mode 3
18.06.2020 (Thursday)	MGM-08	Promotion and B2B Marketing	Mode 1
19.06.2020 (Friday)	MGF-07	Derivates and Risk Management	Mode 2
	MBG009	Security Analysis and Portfolio Management	Mode 1
20.06.2020 (Saturday)	MGI-09	Knowledge and Innovation Management	Mode 2
	MBD001	Advanced Machine Learning	Mode 1
21.06.2020 (Sunday)	MGM-11	Consumer Relationship Management	Mode 3
	MBG005	Natural Language Processing	Mode 1

Note : Mode 1 : Subjective + MCQ

Mode 2 : MCQ

Mode 3 : Case Study based Subjective Questions

For Mode-3 based Question Paper(s), the concerned Course Coordinator/ Examiner should notify and conduct the online Presentation/ Viva Voce on the same day after the conduct of online examination.


 30.05.2020.
Kamal Pathak
 Controller of Examinations

DELHI TECHNOLOGICAL UNIVERSITY

END TERM EXAMINATION, MAY-2020

DATE SHEET : BBA (USME) SIXTH SEMESTER

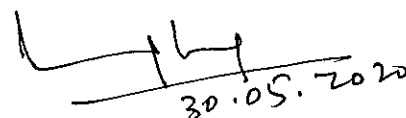
Date & Day	2.00 PM to 4.00 PM		Mode of Examination
06.06.2020 (Saturday)	Trial of Online Examination		
09.06.2020 (Tuesday)	BBA311	Project Management	Mode 1
11.06.2020 (Thursday)	BBA312	International Business Management	Mode 2
13.06.2020 (Saturday)	BBA3067	International Marketing	Mode 3
	BBA3056	Financial Modeling & Derivatives	Mode 2
	BBA3142	Training and Development	Mode 1
15.06.2020 (Monday)	BBA3066	Marketing of Services	Mode 2
	BBA3053	Investment Analysis and Portfolio Management	Mode 1
	BBA3147	Talent and Knowledge Management	Mode 2

Note : Mode 1 : Subjective + MCQ

Mode 2 : MCQ

Mode 3 : Case Study based Subjective Questions

For Mode-3 based Question Paper(s), the concerned Course Coordinator/ Examiner should notify and conduct the online Presentation/ Viva Voce on the same day after the conduct of online examination.


30.05.2020

Kamal Pathak

Controller of Examinations

DELHI TECHNOLOGICAL UNIVERSITY

END TERM EXAMINATION, MAY-2020

DATE SHEET: BA (HONS) ECONOMICS (USME) SIXTH SEMESTER


Date & Day	02.00 PM to 04.00 PM		Mode of Examination
06.06.2020 (Saturday)	Trial of Online Examination		
09.06.2020 (Tuesday)	BA311	Indian Economy - II	Mode 1
11.06.2020 (Thursday)	BA312	Development Economics - II	Mode 2
13.06.2020 (Saturday)	BA315	Financial Economics	Mode 2
15.06.2020 (Monday)	BA318	International Economics	Mode 2

Note : Mode 1 : Subjective + MCQ

Mode 2 : MCQ

Mode 3 : Case Study based Subjective Questions

For Mode-3 based Question Paper(s), the concerned Course Coordinator/ Examiner should notify and conduct the online Presentation/ Viva Voce on the same day after the conduct of online examination.


30.05.2020
Kamal Pathak

Controller of Examinations



DELHI TECHNOLOGICAL UNIVERSITY
 (Formerly Delhi College of Engineering)
 Shahbad Daulatpur, Main Bawana Road, Delhi-42

EXAMINATION BRANCH

**INSTRUCTIONS FOR STUDENTS OF FINAL SEMSTERS OF ALL PROGRAMMES
 FOR ONLINE END TERM EXAMINATION (ETE), MAY-JUNE 2020**

1. Date sheet including the mode of examination for each course of ETE will be available on the university website.
2. Students can download admit card from the student ERP portal. Students shall keep a copy of admit card /DTU ID Card/ Any valid Government ID proof viz. Aadhar Card, Driving License, Passport, etc.
3. The duration of Examination in all 3 modes (notified vide no. DTU/Exam/2019/O/4 dated 27-04-2020) will be of **2 hours** and will be conducted through **AI-proctored platform along with Manual Proctoring** (Invigilation).
4. Students shall require the following for the appearing in online ETE:
 - 4.1. A Computer/Laptop with – Minimum RAM of 2GB and having integrated/external Web-Camera and Microphone.
 - 4.2. Google Chrome browser (Ver. 75 or above) should be installed. Make sure that pop-up blocker is disabled on your browser.
 - 4.3. An internet connection with minimum speed of 1Mbps.
 - 4.4. Web-Camera and Microphone should be enabled by default setting.
- 4.B. Online Examination system is not supported on Mobile phones or tablets.**
5. The URL and login details for examination will be sent to registered email as per ERP record.
6. For smooth attempt of the online examination, Students are advised to:
 - 6.1 Sit in a close room having enough light and face must be on the illumination side (i.e., **the source of light should be on your front**), and also keep a bottle of drinking water.
 - 6.2 Keep the battery of his/her laptop **FULLY CHARGED** prior to start of online examination.
 - 6.3 Sit near the Wifi Router/Modem to avoid any signal related issues. Mobile hotspot can also be used for internet connectivity.

- 6.4 Keep A4 sheets/register pages, pen and other stationary items for the purpose of answering subjective questions and rough work. **Write your Roll No. and Name on TOP CENTER of all the sheets.**
 - 6.5 Keep Scientific calculator/General Calculator for the purpose of calculations.
7. Please follow the following steps for appearing in the online examination:
- 7.1. Open Chrome browser
 - 7.2. Open the online examination URL as received on registered email
 - 7.3. Click on 'Install Proctoring Plugin' **(to be done ONLY ONCE for all the examinations)**
 - 7.3.1. A new page will open.
 - 7.3.2. Copy the mentioned URL on that page and open a new tab of chrome browser.
 - 7.3.3. Click on 'Add to Chrome' button.
 - 7.3.4. Once it is successfully added, then close the chrome browser
 - 7.3.5. Open chrome browser again.
 - 7.3.6. Open the online examination URL as received on registered email.
 - 7.4. Enter your login credentials (as received on registered email) for appearing in Online Examination.
 - 7.5. System will ask for capturing your photo and valid ID Card for verification and approval.
 - 7.6. Read and follow the instructions appearing on the screen.
 - 7.7. Click on 'Start Test' button. Once it is clicked, the timer of the examination will start.
 - 7.8. Students to mark his/her answer choice for Multiple Choice Questions (MCQs) directly on the system.
 - 7.9. Student to attempt subjective questions either by typing directly into system in text box within prescribed word limit or he/she can write on the plain paper(s) and upload the same in the examination system using web camera or mobile **(with duly installed QR scanner application)**.
 - 7.9.1. Student shall write Roll No. and Name on **TOP CENTER** of the Answer Sheet.

7.9.2.

To upload answer sheet via web camera of laptop/desktop, click on 'upload using web camera' option.

OR

To upload answer sheet via mobile, Click on 'upload using mobile' button. A barcode will appear on the screen. Scan this barcode using QR application on mobile phone and click on the link which appears on mobile to upload the answer sheets.

For scanning of QR code

- A) Please use QR Code Scanner application that will allow QR code scanning (OR refer to point B)
- B) Open the camera settings in your mobile phone and allow the "smart content detection" ON, that will allow QR code scanning using a mobile phone.

For Android phone users, if anyone receives a warning for "low memory" is on mobile while uploading answer sheet. Please follow following instructions:

- i. Go to settings
- ii. Search for Developer options
- iii. If developer options are not enabled, then go to about phone. Then click on "built number" or "version" 8 times to enable developer options.
- iv. Click on developer options.
- v. The find "don't keep my activity". TURN IT OFF.

7.9.3. After uploading, students can verify their uploaded images of answer sheets by clicking on 'Image' button.

7.9.4. An additional time of 15 minutes will be given to students for uploading the hand written answer sheets.

7.10. Students can navigate between the questions using 'Next' and 'Previous' buttons.

7.11. Students can decide the sequence of attempting questions (MCQ/Subjective) in any order as per his/her choice.

7.12. Student can complete the test by clicking on the 'submit' button.

8. Students shall be proctored centrally through a software along with manual proctoring (Invigilation) in all 3 modes except for Viva-Voce/Presentation.

9. The marks obtained by the students in ETE will be scaled down as per the scheme of the examination of the respective course.
10. The students who are either not able to appear or not able to perform well in Online ETE may appear for the same in offline Examination along with Supplementary Examination of Even Semester 2020, whenever conducted by the University.
11. Students who are not in position to appear in Online ETE due to unavailability of Internet connectivity should apply to COE via an Online Form (<http://reg.exam.dtu.ac.in/oete>) along with Proper Justification prior to the conduct of Online ETE. For such students, offline End Term Examination will be conducted after opening of lockdown and due approval of the Competent Authority.
12. The grading of all theory courses for which ETE is conducted Online in this semester (Even 2020) will be done on Relative Basis irrespective of total number of students registered for that course.
13. In case any student gets Genuine Disconnection from Server due to Power or Internet failure and he/she is able to login again within 15 minutes, the examination shall be Resumed from the Instance of the Time of Disconnection. All his/her previously attempted questions will remain saved and he/she can resume attempting further.
14. Test will be resumed every time within 15 minutes of genuine disconnection due to any reason. However, students will get full 2 hours for appearing in the examination.
15. In case any student gets Genuine Disconnection from Server due to Power or Internet failure and he/she is not able to login again within 15 minutes, the examination will be terminated. Such students will appear in offline ETE along with Supplementary Examination of Even Semester 2020, whenever conducted by the University.
16. Trial Online Examination will be held for all students prior to the conduct of End Term Examination. Student can submit the problems faced during the trial examination at email id exam-support@dtu.ac.in within 02 hours after the completion of trial examination.
17. The following activities **are not permitted** during conduct of online examination:
 - 17.1. Presence of any other person in the room where student is sitting for examination.
 - 17.2. Use of Mobile phones for any other purposes excluding the uploading of answer sheets of subjective questions or as a hotspot for internet connectivity.
 - 17.3. Availability of any printed or pre-written material in his/her surroundings.

ANNEXURE- I


- 17.4. Navigate to other tabs of the browser or any other applications/files in his/her laptop/desktop.
- 17.5. To leave his/her seat during the entire duration of online examination except for the unavoidable use of washroom with the consent of proctor obtained via chat option available in the system.
18. The online examination system bears Artificial Intelligence(AI) features which will be continuously monitoring the students during the entire duration of examination. It will continuously Record his/her Live Video, his/her Images and the Screens of his/her Laptop/Desktop.
19. The online examination system will issue regular warnings on his/her screen. The number of warnings issued to each student will be duly recorded in the online examination system.
20. In addition to the auto proctoring by the online examination system, Manual Proctors (Invigilators) will continuously watch and monitor the students during the entire duration of the examination.
21. The students are advised not to indulge in any activity which is not permitted (as stated at point 17 above) to avoid any possibility of pausing of the examination remotely by the manual proctor(invigilator).
22. Students should follow the instructions of the online invigilator(proctor) and if required, the student can chat with the proctor for any support, by clicking on the 'chat' button.
23. The test will be auto submitted after the completion of the total duration of the examination i.e. 2 hours.
24. Screenshots of the online examination interface for students is attached herewith.

Manual for Students for appearing Online End Term Examination:

[Candidate Login and Dashboard](#)

Candidate can login using the login credentials from the Home Page.

URL- Will be communicated through email.



Show

[Click To Continue](#)

[Register](#)
[Forgot Password](#)
[Help Center](#)
[Install Proctoring Plugin](#)

Install this plugin and add to chrome browser before login

On Login, candidate will be able to see the test assigned. Candidate will get just once attempt to complete the assessment. The test selection page appears as follows: -



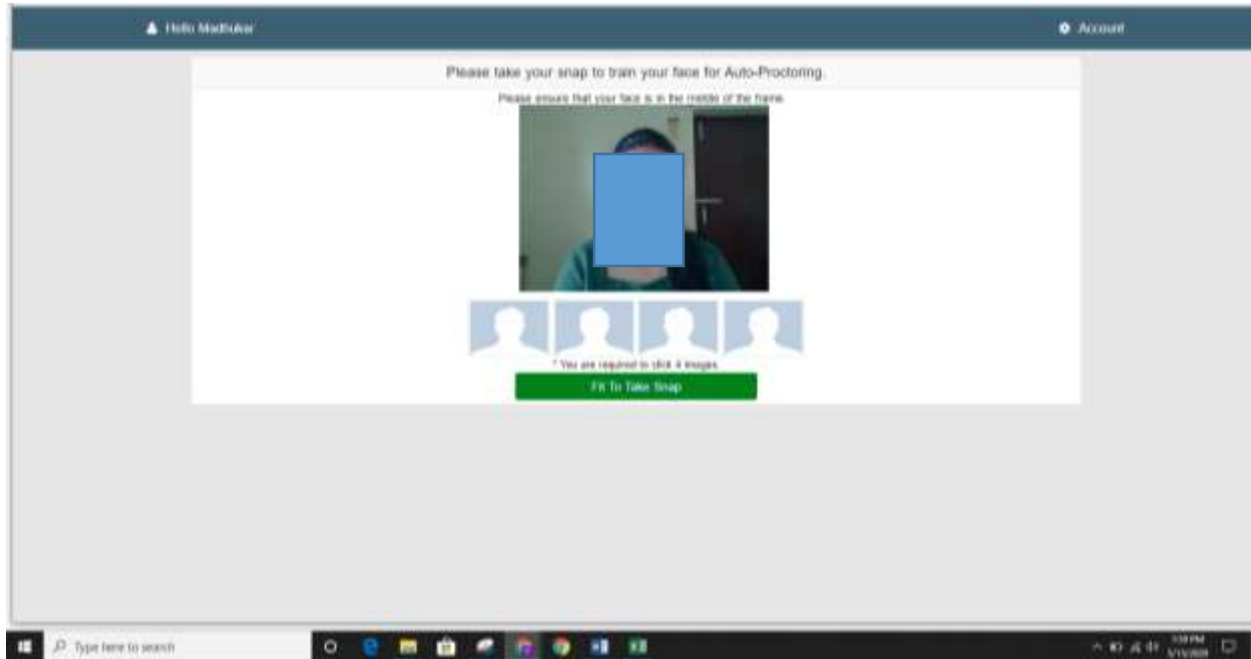
The screenshot shows the 'Pinky Dashboard' with a 'Select Test' section. It displays 'MCQ and Subjective-Test BCP' with a table showing 'Test Assigned: 2' and 'Test Taken: 0'. A '30 min' timer and a 'Continue' button are also visible.

MCQ and Subjective-Test BCP	
Test Assigned	2
Test Taken	0

⌚ 30 min

Continue

Candidate will have to click four images as per the instructions for face recognition.

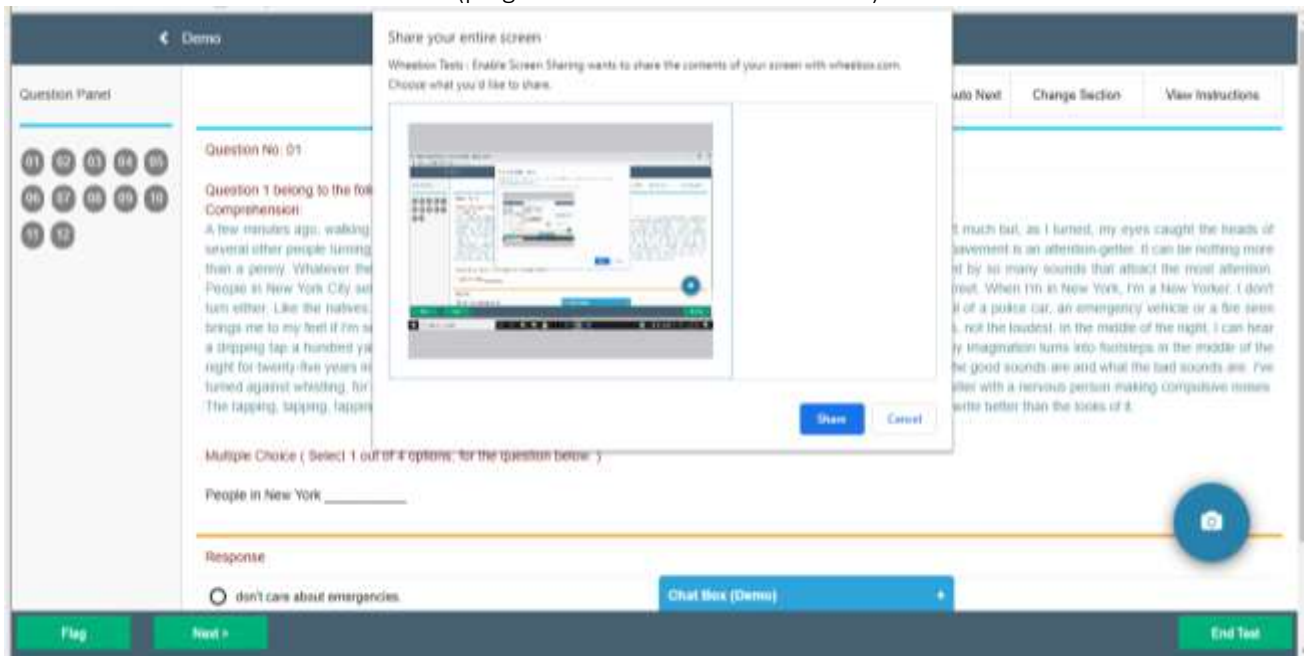


Candidate can start the test by clicking on the check box and Start Test button



ANNEXURE- I

Candidate need to add “exe” (plugin shown in first screen) to the chrome browser.

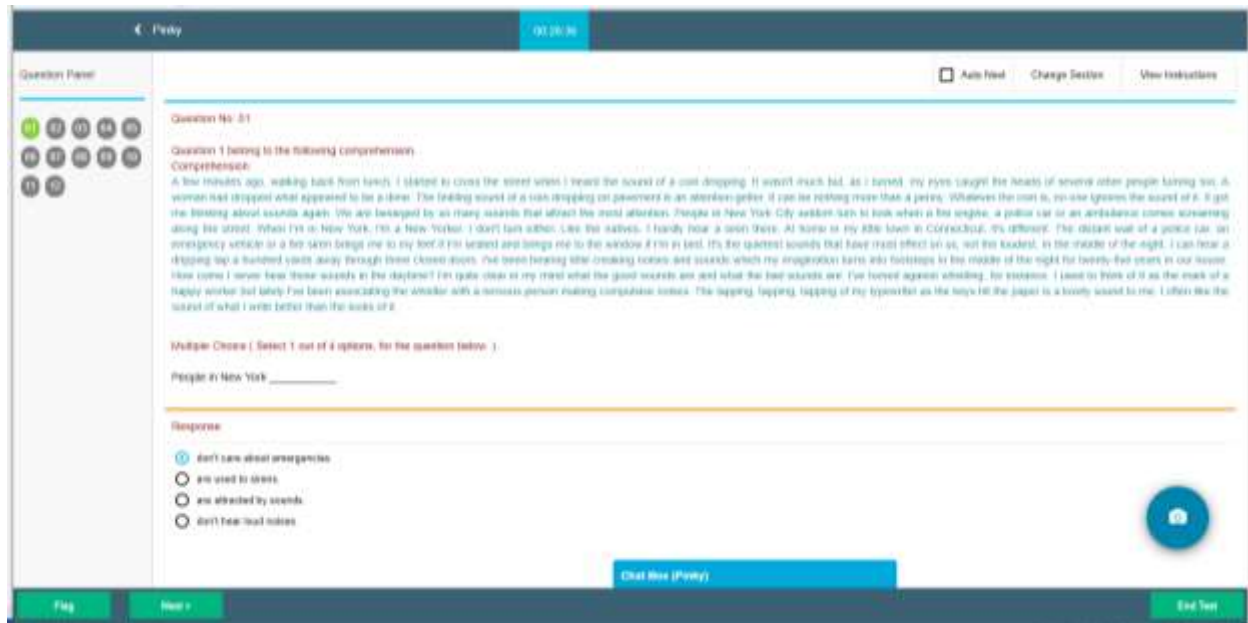


If candidate clicks on cancel, the following screen will appear. It is mandatory.

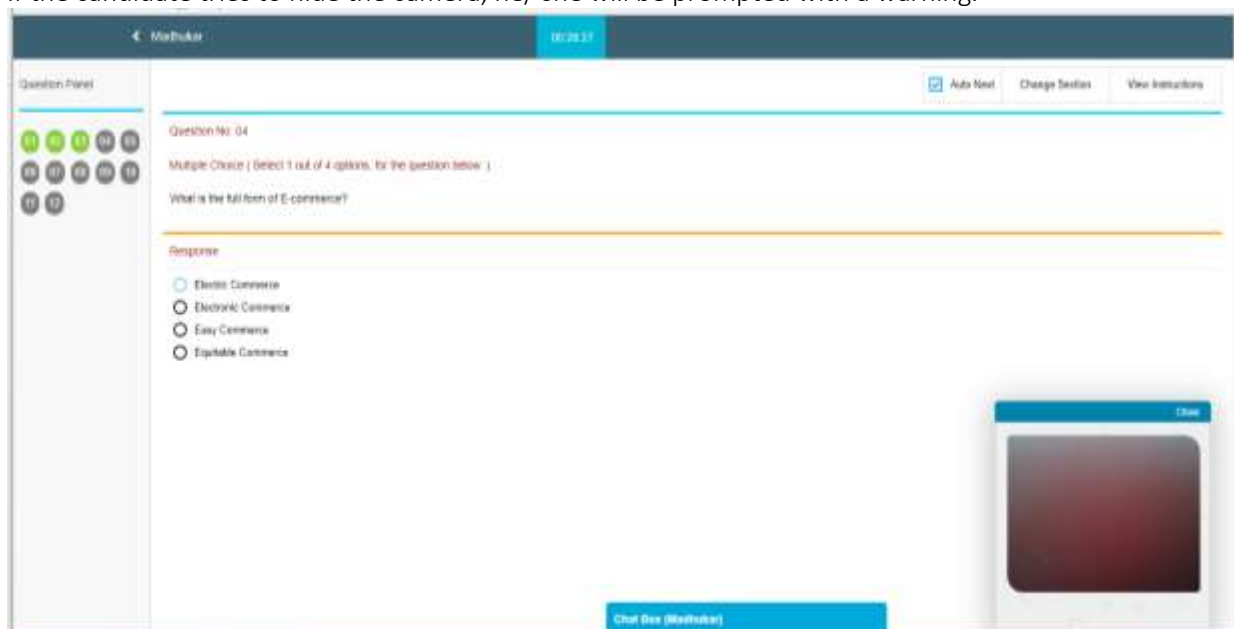


ANNEXURE- I

The test is an auto proctored assessment. Candidate face gets tracked continuously, his live video and audio can be viewed by proctor. Following is the view candidate Test screen where he has to answer questions.

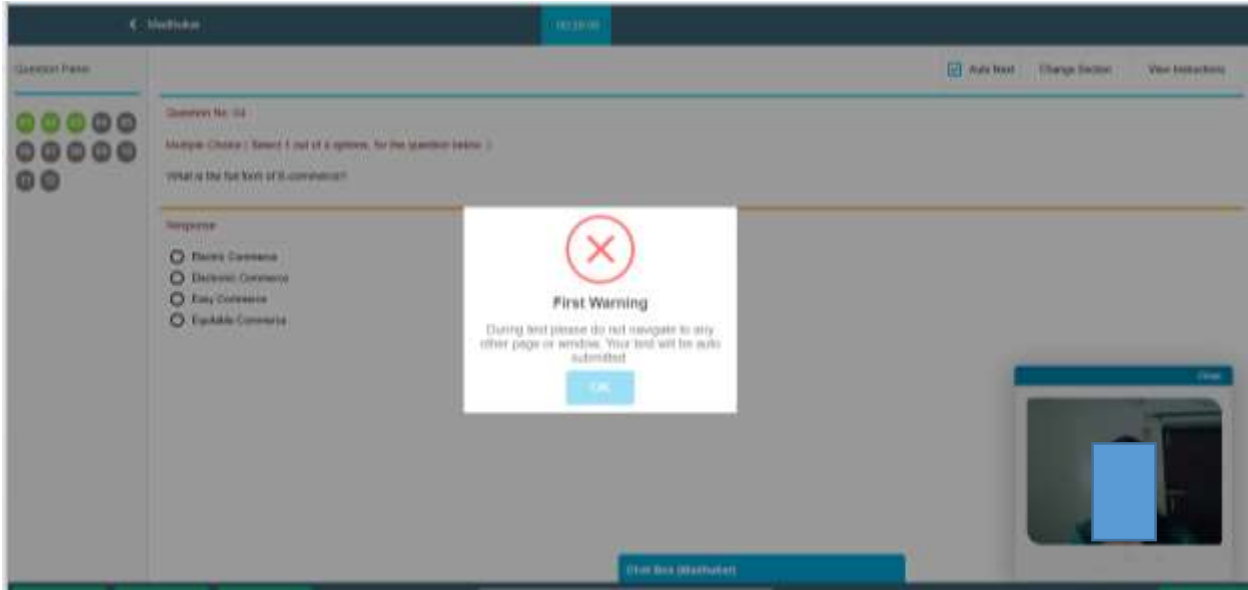


If the candidate tries to hide the camera, he/ she will be prompted with a warning.



ANNEXURE- I

Candidate tries to navigate from test window, there will be navigation warnings displayed. Post the maximum number of navigation allowed are over, test will get auto submitted.



Candidate will be prompted with a warning if caught using a mobile phone.



Various other warnings will be prompted during the course of the test, as visible in the screenshots.



If any other person other than the candidate is visible in the screen, he/ she will be prompted with a warning.



If the candidate is not visible in the screen, he/she will be prompted with a warning as below in red.



Subjective Assessment

The test is an auto proctored assessment. Candidate face gets tracked continuously, his live video and audio can be viewed by proctor. Following is the view of candidate Test screen where he has to answer subjective questions. The test is time bound.

Methods of uploading Answer Sheets

Candidate can use pen and paper to write answers and upload the answer sheets using a mobile phone by scanning QR Code or a Web Camera.

Question No: 12

This is a subjective question, hence you have to write your answer in the Text-Field given below:

Briefly explain at least 2 different types of vibrations used in cement concrete making industry.

Response

6955/Max. Upto 7000 Characters

Format Table Insert

Formats B I U Text Color Background Color Link Unlink

safoafwPeyss45s5lA5CZlKZZ5FFV0VDCD0mepH=

Upload Answer Sheet Using - Mobile

Upload Answer Sheet Using - Webcam

View Images

Choose File No file chosen

Chat Box (Modhrakar)

Question No: 12

This is a subjective question, hence you have to write your answer in the Text-Field given below:

Briefly explain at least 2 different types of vibrations used in cement concrete making industry.

Response

6955/Max. Upto 7000 Characters

Format Table Insert

Formats B I U Text Color Background Color Link Unlink

safoafwPeyss45s5lA5CZlKZZ5FFV0VDCD0mepH=

Upload Answer Sheet Using - Mobile

Upload Answer Sheet Using - Webcam

View Images

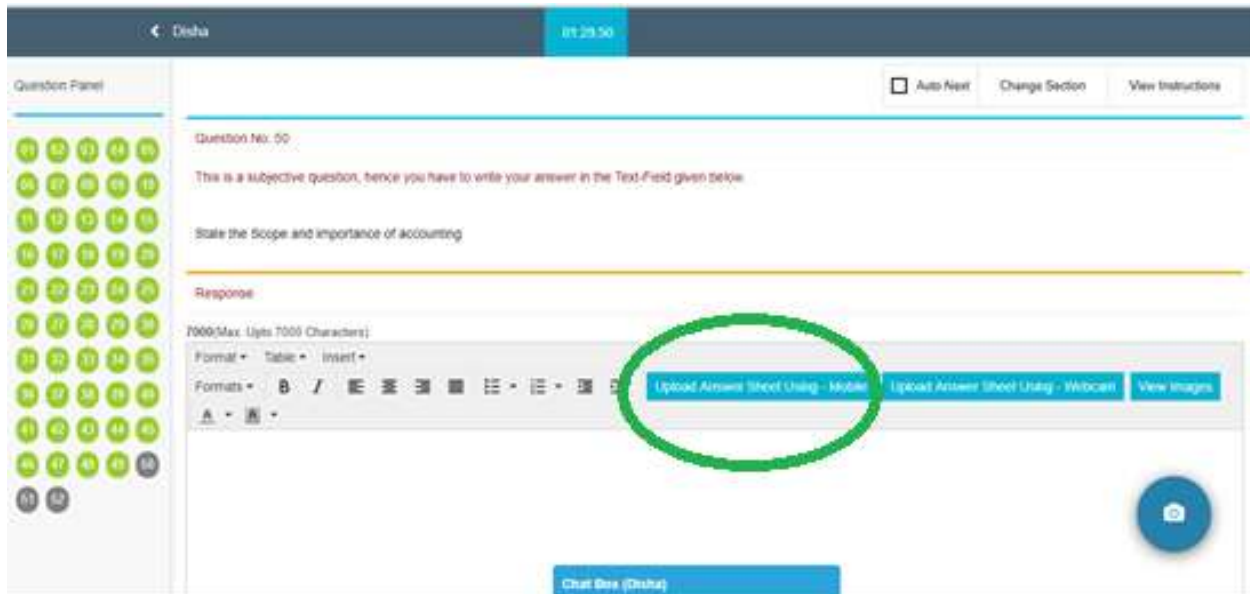
Choose File No file chosen

Chat Box (Modhrakar)

Follow the methods to upload answer sheets:

- Method- 1 – Uploading images using a mobile

Once you choose this option on screen, you will see the below window with QR Code Image.



Candidate will have to scan the QR Code with a QR Code scanner app. The validity of this QR Code is 2 mins.



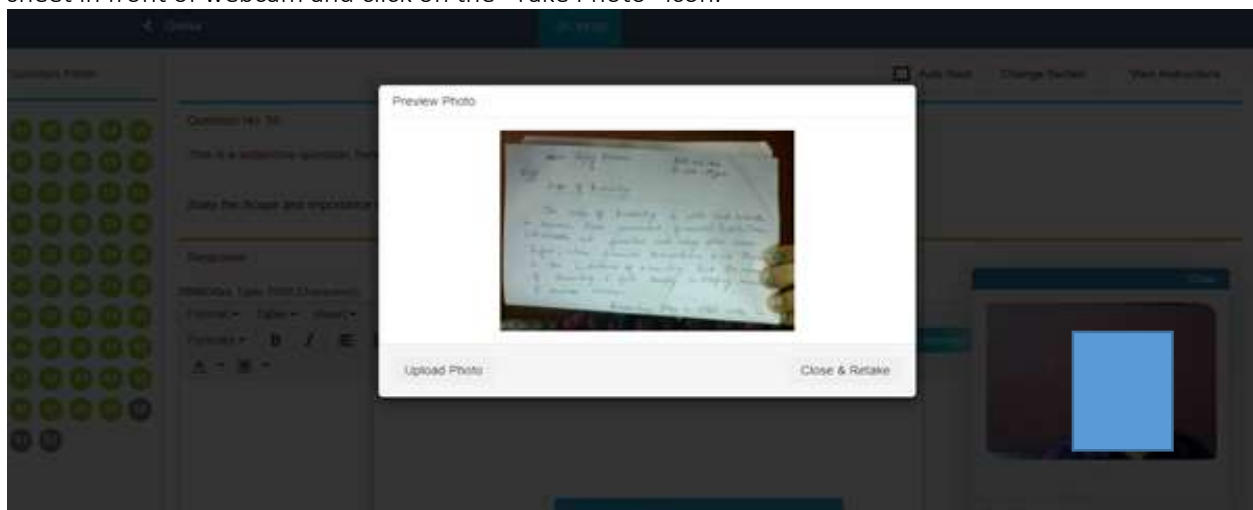
ANNEXURE- I

Once you click on the camera, your mobile camera will be activated (as shown in the below image) & you can take the image of the answer sheet & once you confirm, you receive a message stating that photo has been uploaded successfully.



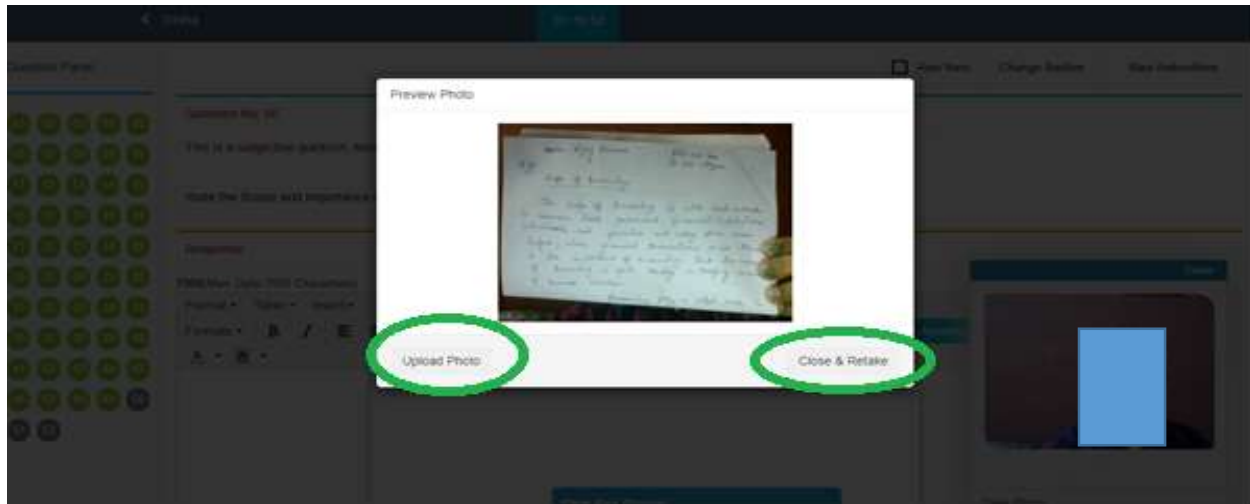
- **Method 2 - Upload answer sheet using webcam**

Candidate can click on the on screen camera located at the bottom right hand corner, bring the answer sheet in front of webcam and click on the "Take Photo" icon.

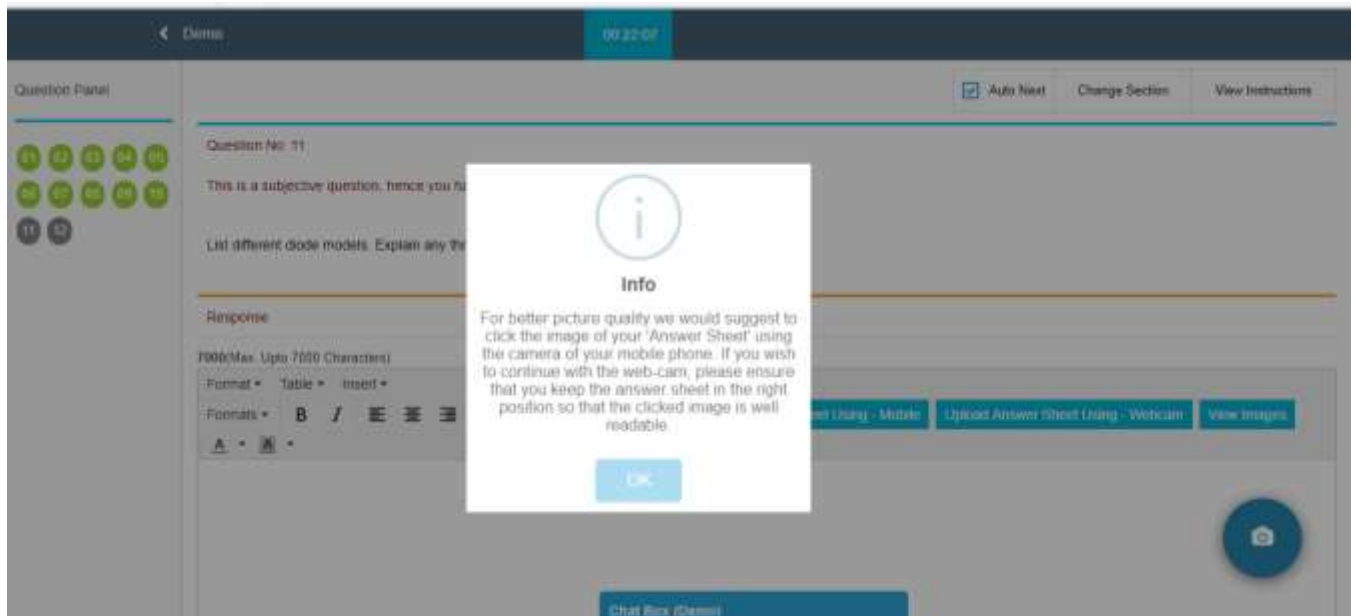


ANNEXURE- I

Candidate can also view the image clicked using webcam, if clicked on upload, the image will be uploaded. Once uploaded, image cannot be removed/deleted. If image is not found readable, candidate can click on “close & retake” and click another image.

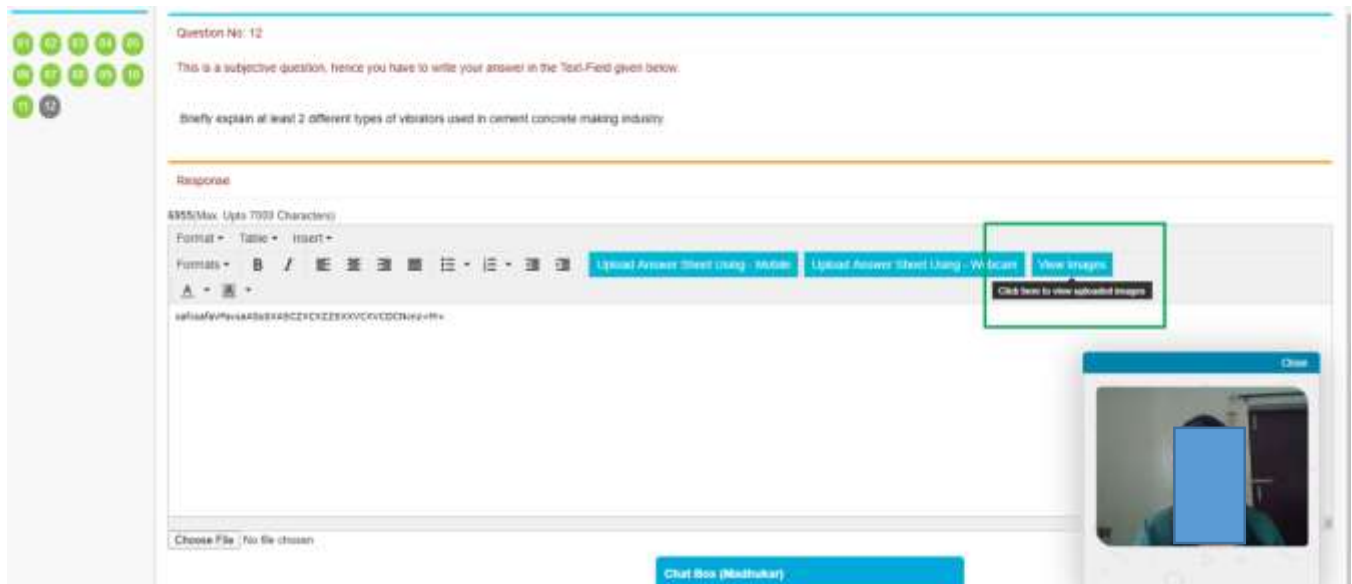


For better picture quality it is suggested that the candidate click the image of answer sheet using mobile phone.



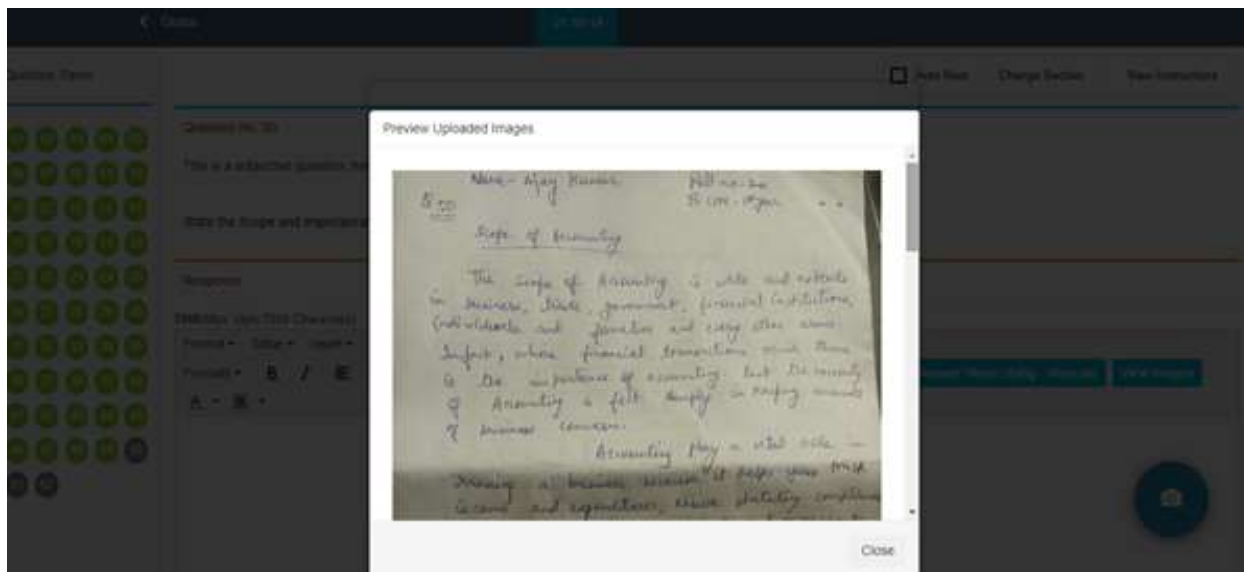
- View Images after uploading

Candidate can view images uploaded for every question. Click on “View Images”.



The images uploaded using either a mobile phone or a webcam or both can be viewed.

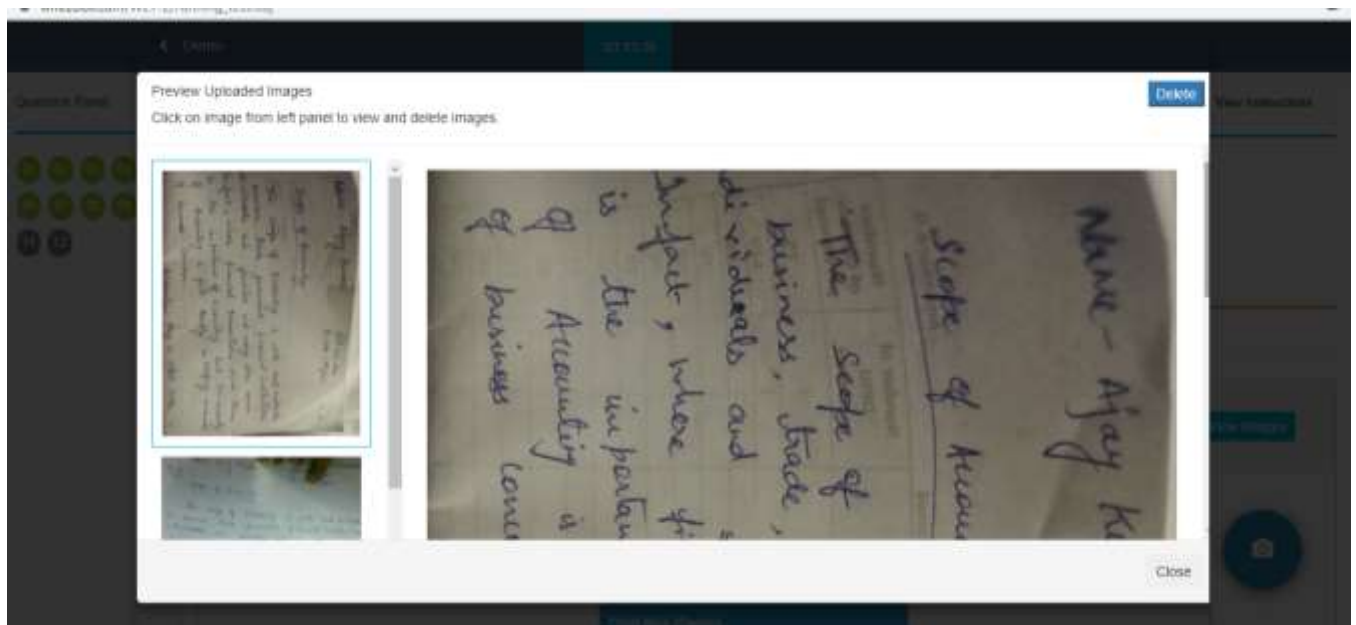
Note: Images using a mobile phone are more clear and readable as compared to images clicked using a web cam.



Preview of uploaded Images:



Candidate can delete images that are not clicked properly.



After completion candidate can submit the test.

